

Power M2-M3

HIGH SPEED DOORS



Designed for applications to 700 ft², DYNACO POWER doors provide reliable environment control while increasing productivity and safety. Patented "Push Pull" technology provides superior performance in high pressure environments and reduces maintenance. Soft Curtain design is crash forgiving, self re-inserting and exceptionally safe for users.

FEATURES AND BENEFITS:

High Speed Operation:

Up to 96" per second opening speed, depending on door size.

Patented Push Pull Technology:

Positive drive design eliminates wind stiffeners, tension systems and weighted bottom bars.

Full Automatic Re-insertion:

Door automatically re-inserts without manual intervention.

Interior / Exterior Performance:

Withstands and operates in moderate to high wind load or pressure.

Safety Engineered:

Soft Curtain protects users from accidents associated with rigid components.

Patented Guide and Seal:

Friction free UHMW inner guide provides virtually perfect seal.

Advanced Drive Unit:

IP65 motor incorporates absolute encoder and dynamic braking.

DYNALOGIX controller:

State of the art controller is self diagnostic and easy to program.



POWER M2-M3

HIGH SPEED DOORS

Specifics:

Power M2 doors are suitable for a wide variety of interior or exterior applications to 324 ft² and are pressure resistant to 23.89 lbf/ft² (95 mph). Power M3 doors are suitable for large interior applications up to 700 ft² and pressure to 8.8 lbf/ft² (57.5 mph). Power doors are engineered for years of reliable service with minimal maintenance requirements.

Door Operation:

Gear driven "Push-Pull" system positively drives the curtain both directions, eliminating maintenance and damage prone tension systems, wind stiffeners and bottom bars.

Self Re-inserting:

In the event of an impact, the door is designed to dislodge from the side guides and automatically return to the open position. This ergonomically advantageous feature eliminates manual intervention and eliminates down time.

High Wind Load Resistance and Operation:

Patented "Push Pull" drive locks are attached to the end of the curtain material and run continuously along the full height of the door, providing operation in pressures up to 95 mph. (refer to specifications for additional information)

Patented Guide and Seal Technology:

1/8" thick galvanized steel with spring loaded UHMW inner guides allows for movement and deflection under pressure. The inner profile perfectly encapsulates the curtain drive locks, forming a near perfect seal. Wear and damage prone blade and brush systems are eliminated.

Drive Unit:

IP65 rated direct drive unit utilizes soft start/ stop technology, absolute encoder and dynamic braking. Maintenance prone limit switches and mechanical brakes are eliminated.

Safety Engineered:

Each door panel comes standard with our unique soft curtain, which prevents many hard edge accidents. No stiffeners or rigid bottom bars to injure workers of damage equipment. Our wireless reversing edge and built-in infrared sensors protect against 4 different types of accidents.

Control System:

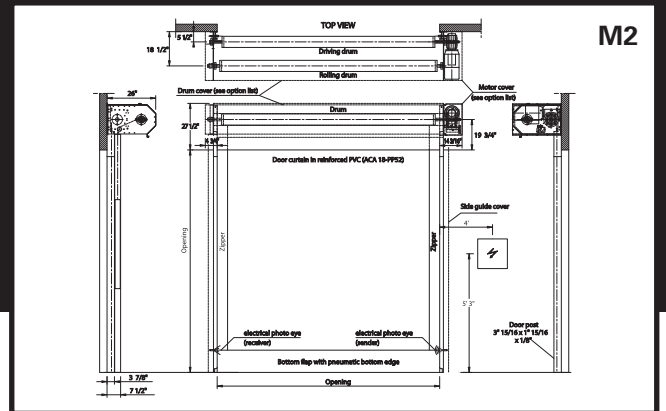
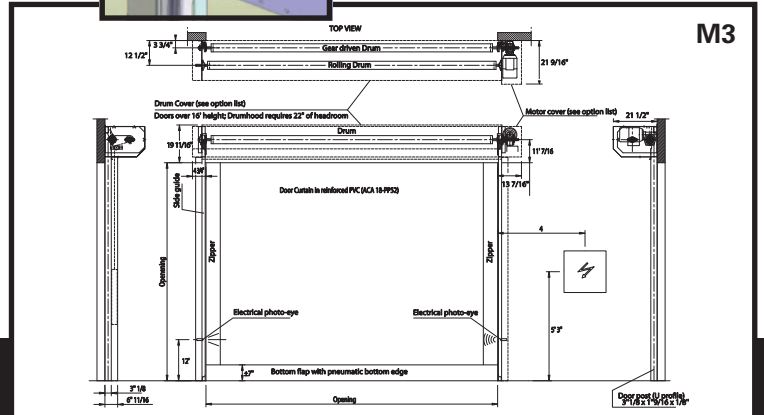
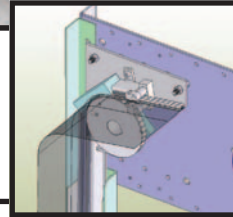
Our state of the art DYNALOGIX controller is user friendly and provides self diagnostic and programming functions. A view window in the NEMA 4 enclosure lets you read door status on the multi character LCD screen. A rotary disconnect, push button and E-stop are standard.

Door Curtain:

27oz reinforced PVC vinyl, with your choice of color and vision. Optional 45 oz and Hurricane zone material are available.

Warranty:

DYNACO's Power Series include an industry leading 5 year unlimited cycle warranty on the drive motor and 5 years on fabric workmanship. One year on balance of components.



DYNACO reserves the right to modify its product without prior notice.



DYNACO. THE SAFEST CHOICE